



TUBULAR


|              |                 |
|--------------|-----------------|
| Item code    | 86.S001.4331.03 |
| Product type | Indoor          |
| Category     | Pendants        |
| Family       | TUBULAR         |


Pictograms

220  
240 V


850°

CRI  
80



On  
Off


DALI

IP  
20

50000h  
L80B10

Scheme

|                            |               |
|----------------------------|---------------|
| Product                    |               |
| Real power (W)             | 30            |
| Real luminous flux (Lm)    | 2700          |
| Luminous efficiency (Lm/W) | 90            |
| Beam angle (°)             | 36            |
| Life time (h)              | 50000h L80B10 |
| IP                         | 20            |
| Chip Brand                 | Philip        |
| Control gear               | ON-OFF        |
| Colour temperature (K)     | 3000          |
| Colour consistency (SDCM)  | SDCM<3        |
| CRI                        | 80            |



---

**Photometry**

